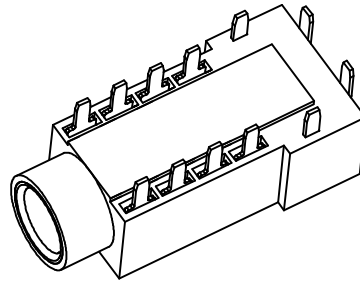
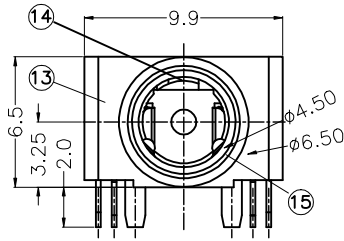


RoHS  
Compliant

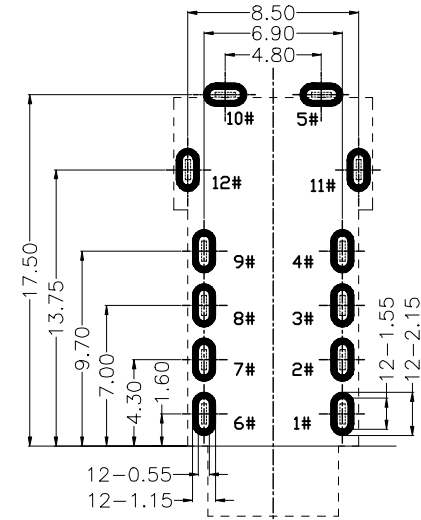
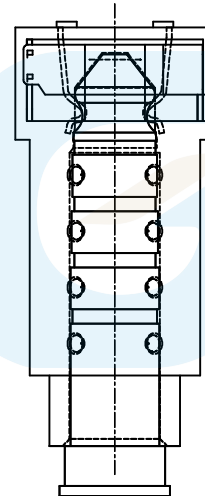
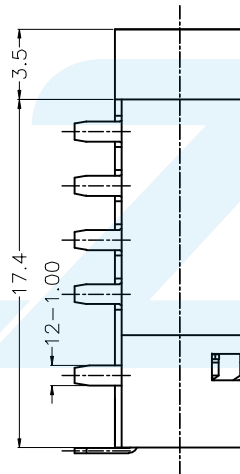
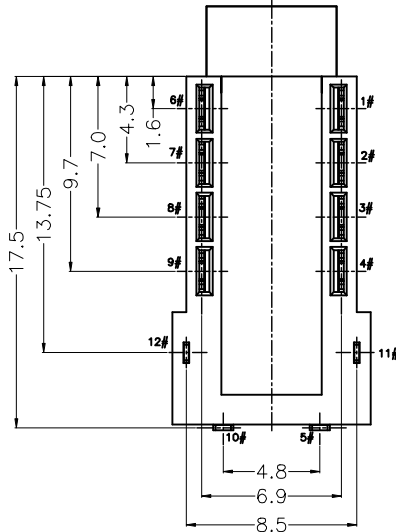
ZONE	E C N . N O	DESCRIPTION	DRAWING	DATE
A		INITIAL	林生财	2020.02.18



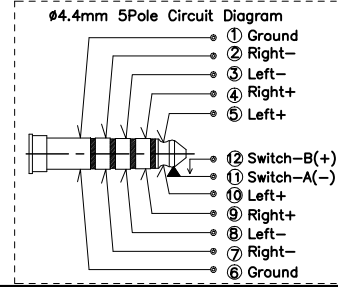
3D VIEW

NOTES

- 1.Current Rating: 12V&1A max.
- 2.Contact Resistance: 50mOhms Max.(intial)
- 3.Insulation Resistance: 100M Ohms Min./500V DC
- 4.Dielectric Withstanding Voltage: 500V AC/1Minute
- 5.Mating Force: 35N Max, Withdrawal Force: 3N Min.
- 6.Durability: 5,000 Cycles
- 7.Operating Temperature:-25°C to+85°C



RECOMMEND PCB LAYOUT  
TOLERANCE:±0.05



NO.	DESCRIPTION	MATERIAL	REMARKS	QTY
15	Sleeve	Copper Alloy	G/F Plated Overall.	1
14	Separator	Thermoplastics 94V-0	Color Black	1
13	Housing	Thermoplastics 94V-0	Color Black	1
12	Switch-B(+)	Stainless Steel	G/F On Contact Area& Solder Tails Ni Plated Overall.	1
11	Switch-A(-)	Stainless Steel	G/F On Contact Area& Solder Tails Ni Plated Overall.	1
5/10	Left+ Contact	Copper Alloy	G/F On Contact Area& Solder Tails Ni Plated Overall.	1
4/9	Right+ Contact	Copper Alloy	G/F On Contact Area& Solder Tails Ni Plated Overall.	1
3/8	Left- Contact	Copper Alloy	G/F On Contact Area& Solder Tails Ni Plated Overall.	1
2/7	Right- Contact	Copper Alloy	G/F On Contact Area& Solder Tails Ni Plated Overall.	1
1/6	GND Contact	Copper Alloy	G/F On Contact Area& Solder Tails Ni Plated Overall.	1



LZG INDUSTRIAL CO. LTD

DRAWING:	林生财	DATE:	2020.02.18	SCALE:	1:1
CHECK:	李宏鑫	DATE:	2020.02.18	MATERIAL:	*
APPROVAL:	杨进宝	DATE:	2020.02.18	DWG. NO.	
DRAWING NO.	ZB44001-12DBAP-A			SHEET	1/1

PART NAME	Ø3.5 PHONE JACK CONNECTOR	TOLERANCE UNLESS	0.0±0.25	0.1±2'	UNIT: mm	
PART NO.	ZB44001-12DBAP-A	OTHERWISE SPECIFIED:	0.00±0.15 0.000±0.10	0.0'±1' 0.00'±0.5'		