RoHS
Compliant

ZONE	ECN.NO.	DESCRIPTION	DRAWING	DATE
A		INITIAL	林生財	2023.10.19

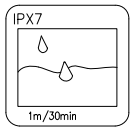

NOTES
1. CURRENT RATING: 0.5A/DC 12V.
2. CONTACT RESISTANCE: 50mΩ MAX.
3. INSULATION RESISTANCE: 100MΩ MIN.
4. DIELECTRIC WITHSTANDING: 500V AC MIN.
5. DURABILITY: 5000 CYCLES MIN.
6. CONNECTOR MATING FORCES: 3~30N.
7. CONNECTOR UNMATING FORCES: 3~30N.
8. SALT SPRAY: 24HOUR
9. WATERPROOF LEVEL: IP67.
10. OPERATING TEMPERATURE: −25℃ TO +85℃.

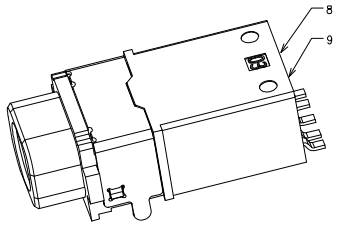

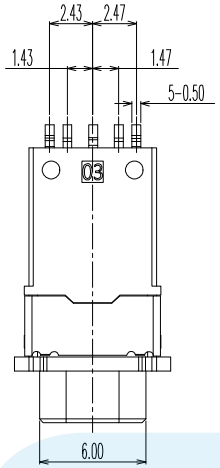

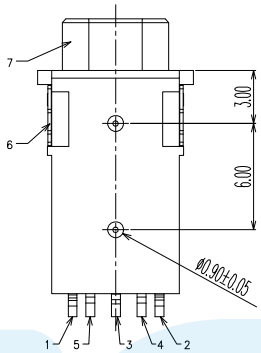

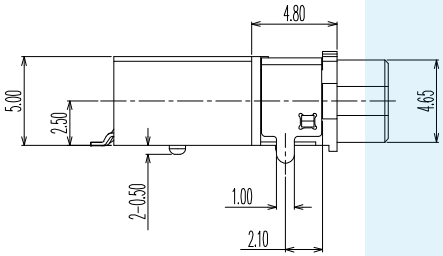

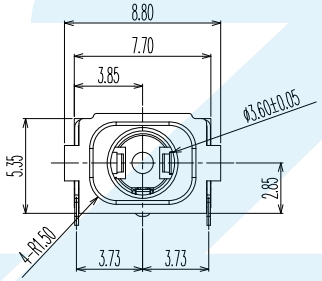

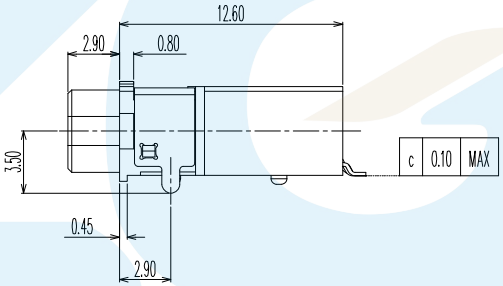

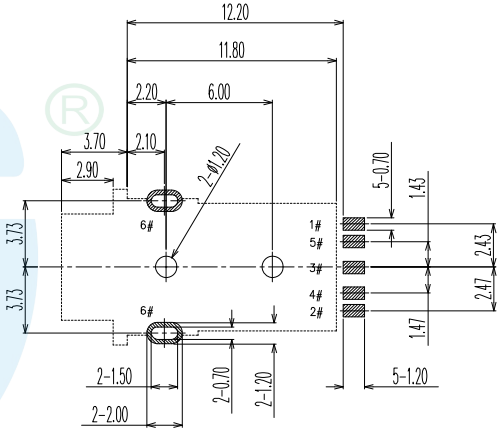

PCB LAYOUT
TOLERANCE: ±0.05

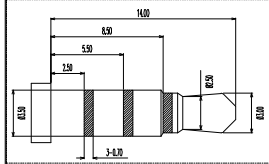

Ø3.50mm 4 POLE PLUG DETAIL

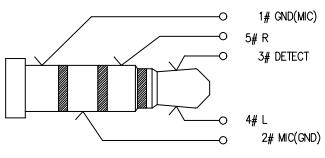

Ø3.50mm 4 POLE PLUG SCHEMATIC

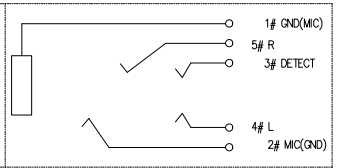

SCHEMATIC

ITEM	NAME	Q'TY	DESCRIPTION
9	GLUE	1	EPOXY; BLACK
8	COVER	1	HIGH TEMPERATURE PLASTICS; BLACK
7	HOUSING	1	HIGH TEMPERATURE PLASTICS; BLACK
6	TERMINAL 6#	1	PHOSPHOR BRONZE; NICKEL UNDERPLATING OVERALL, Sn(BRIGHT) PLATING
5	TERMINAL 5#	1	PHOSPHOR BRONZE; NICKEL UNDERPLATING OVERALL, GOLD FLASH PLATING
4	TERMINAL 4#	1	PHOSPHOR BRONZE; NICKEL UNDERPLATING OVERALL, GOLD FLASH PLATING
3	TERMINAL 3#	1	PHOSPHOR BRONZE; NICKEL UNDERPLATING OVERALL, GOLD FLASH PLATING
2	TERMINAL 2#	1	PHOSPHOR BRONZE; NICKEL UNDERPLATING OVERALL, GOLD FLASH PLATING
1	TERMINAL 1#	1	PHOSPHOR BRONZE; NICKEL UNDERPLATING OVERALL, GOLD FLASH PLATING

LZG INDUSTRIAL CO. LTD

DRAWING:	林生財	DATE:	2023.10.19	SCALE	1:1
CHECK:	李宏鑫	DATE:	2023.10.19	MATERIAL	*
APPROVAL:	杨建宝	DATE:	2023.10.19	DWG. NO.	
DRAWING NO.	ZB23002-06SBAP-F			SHEET	1/1

PART NAME	WATERPROOF Ø3.5 PHONE JACK	TOLERANCE UNLESS OTHERWISE SPECIFIED:	0.0±0.25 0.00±0.15 0.000±0.10	0.°±2° 0.0°±1° 0.00°±0.5°	UNIT: mm
PART NO.	ZB23002-06SBAP-F				