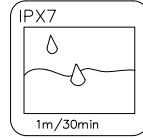
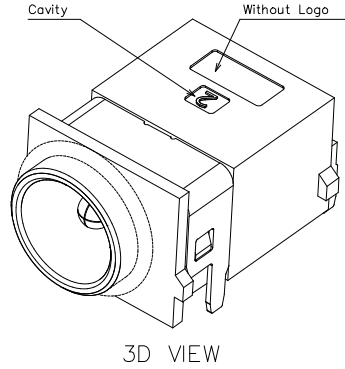
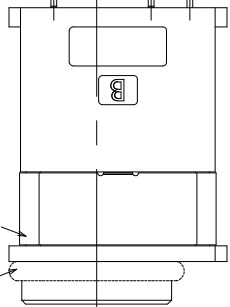


RoHS  
Compliant

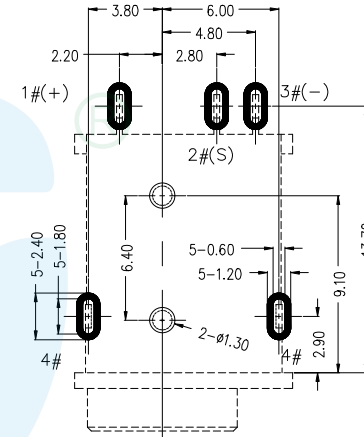
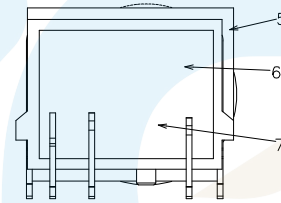
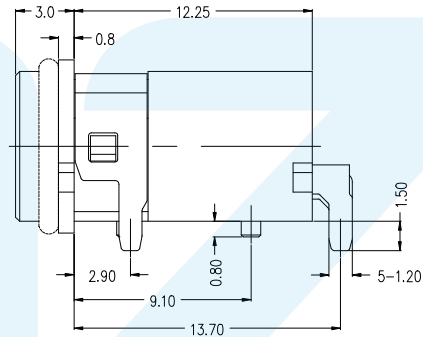
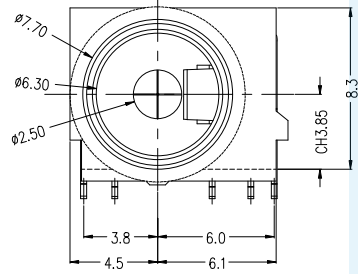
1#(+), 2#(S), 3#(-)



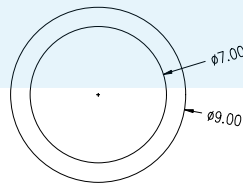
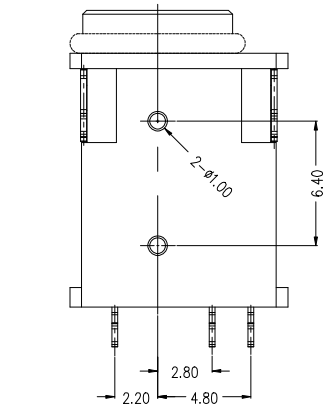
ZONE	ECN.N.O.	DESCRIPTION	DRAWING	DATE
A		INITIAL	林桂財	2020.02.18

NOTES

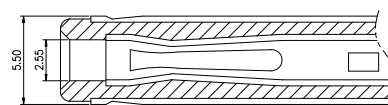
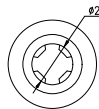
- 1.Current Rating: 24V & 5A Max.
- 2.Contact Resistance: 50m Ohms Max.(intial)
- 3.Insulation Resistance: 100M Ohms Min./500V DC
- 4.Dielectric Withstanding Voltage: 500V AC/1Minute
- 5.Mating Force: 35N Max, Withdrawal Force: 3N Min.
- 6.Durability: 5,000 Cycles
- 7.Operating Temperature: -25°C to+85°C
8. WATER PROOFNESS: THIS PRODUCT IS BASED ON IPX7.



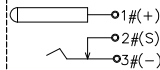
PCB LAYOUT (TOP VIEW)  
TOLERANCE: ±0.05



WHITE WATERPROOF RING



Circuit Diagram



Not to install the waterproof ring shipment

NO.	DESCRIPTION	MATERIAL	REMARKS	QTY
8	WATERPROOF RING	SILICONE	WHITE	1
7	GLUE	EPOXY	COLOR BLACK	1
6	BACK COVER	HIGH TEMPERATURE	COLOR BLACK	1
5	HOUSING	HIGH TEMPERATURE	COLOR BLACK	1
4	TERMINAL 4#	STAINLESS STEEL	NICKEL PLATING OVERALL	1
3	TERMINAL 3#	COPPER ALLOY	NICKEL UNDERPLATING OVERALL, Au PLATING ON THE SOLDER AREA	1
2	TERMINAL 2#	COPPER ALLOY	NICKEL UNDERPLATING OVERALL, Au PLATING ON THE WHOLE	1
1	CENTER PIN	COPPER ALLOY	NICKEL UNDERPLATING OVERALL, Au PLATING ON THE SOLDER AREA	1



LZG INDUSTRIAL CO. LTD

DRAWING:	林桂財	DATE:	2020.02.18	SCALE:	1:1
CHECK:	李發雄	DATE:	2020.02.18	MATERIAL:	*
APPROVAL:	林桂財	DATE:	2020.02.18	DWG. NO.:	
DRAWING NO.:	ZB30006-05DBAP-A			SHEET:	1/1

PART NAME	Ø2.5 DC WATERPROOF POWER JACK	TOLERANCE UNLESS	0.0±0.30	0.1±2"	UNIT: mm	
PART NO.	ZB30006-05DBAP-A	OTHERWISE SPECIFIED:	0.00±0.20 0.000±0.10	0.0±1" 0.00±0.5'		