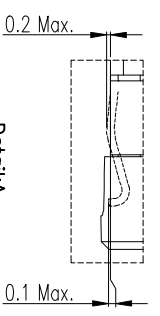
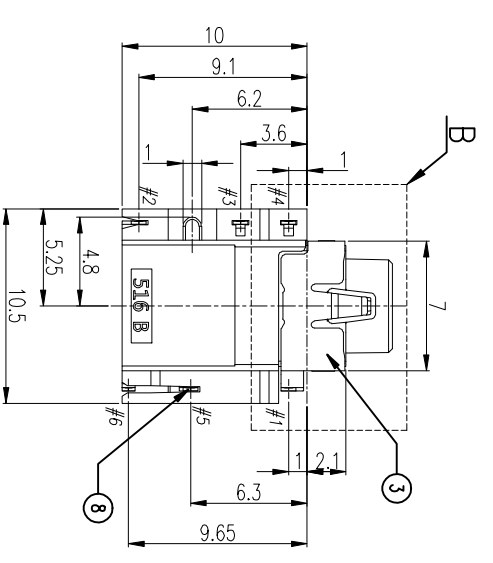
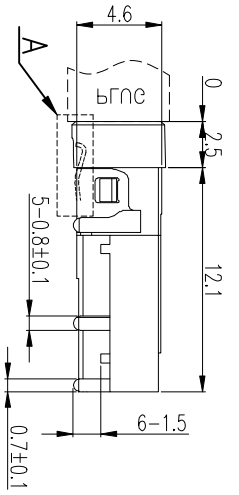
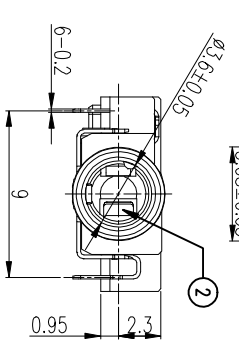
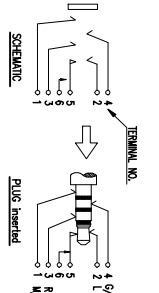
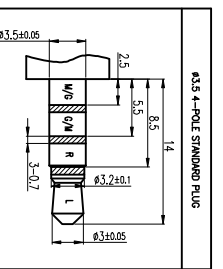


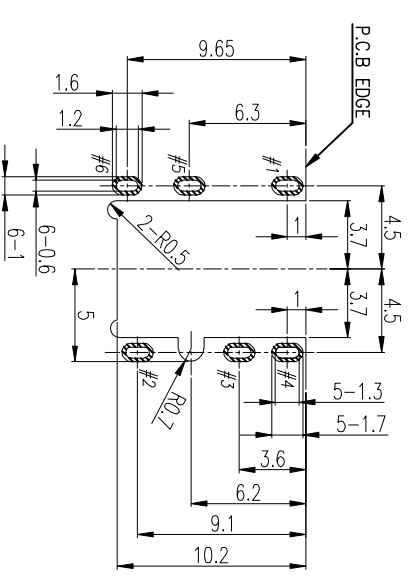
3D VIEW



Product application:
The spring working position when plug-in



- NOTES
1. CURRENT RATING: 12V/1A.
 2. CONTACT RESISTANCE: 50mΩ MAX.
 3. INSULATION RESISTANCE: 100MΩ MIN.
 4. DIELECTRIC WITHSTANDING: 500V AC MIN.
 5. DURABILITY: 5000 CYCLES MIN.
 6. CONNECTOR MATING FORCES: 30N MAX..
 7. CONNECTOR UNMATING FORCES: 3N MIN..



DIMENSIONS OF PC BOARD HOLES
TOLERANCE:±0.05(TOP VIEW)

NO.	DESCRIPTION	MATERIAL	REMARKS	QTY
8	TRANSFER TERMINAL	CS210 F=0.2	Gold flash on contact area and Solder fillet over Nickel	1
7	MAKE TERMINAL	CS210 F=0.2	Gold flash on contact area and Solder fillet over Nickel	1
6	TIP SPRING	SUS304 F=0.2	Gold flash on contact area and Solder fillet over Nickel	1
5	RING-A SPRING	CS210 F=0.2	Gold flash on contact area and Solder fillet over Nickel	1
4	RING-B SPRING	CS210 F=0.2	Gold flash on contact area and Solder fillet over Nickel	1
3	EARTH SPRING	CS210 F=0.2	Gold flash on contact area and Solder fillet over Nickel	1
2	SEPARATOR	PA9T 94V-0	COOLOR BLACK	1
1	HOUSING	PA9T 94V-0	COOLOR BLACK	1

LZG INDUSTRIAL CO., LTD

PART NAME	Ø3.5 AUDIO JACK CONNECTOR	TOLERANCE UNLESS OTHERWISE SPECIFIED:	0.0±0.30 0.00±0.20 0.00±0.10	UNIT:	0.0±1° 0.00±0.5mm
PART NO.	ZB23018-06DBAP-A	DRAWING NO.	ZB23018-06DBAP-A	CHECK:	李宏鑫
		DATE:	2020.02.18	DATE:	2020.02.18
		APPROVAL:	杨进宝	DATE:	2020.02.18
				DWG. NO.	
				SHEET	1/1