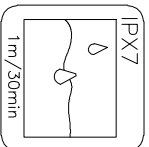
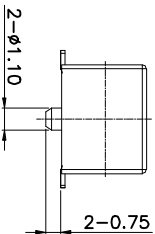
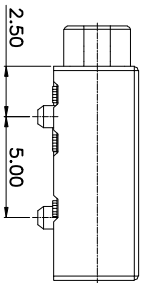
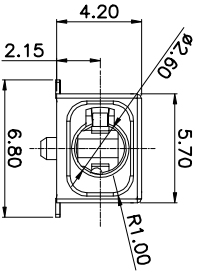
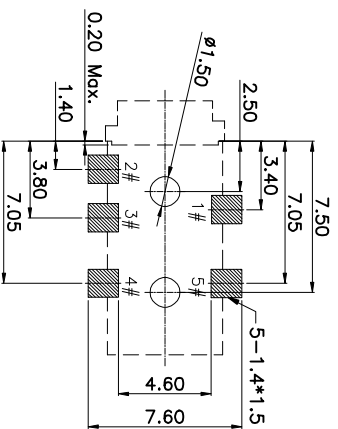


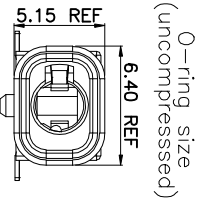
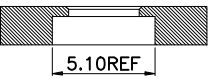
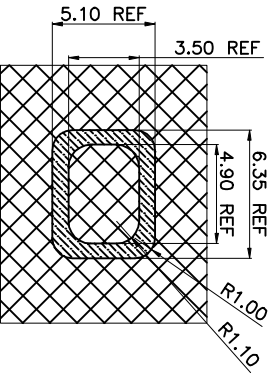
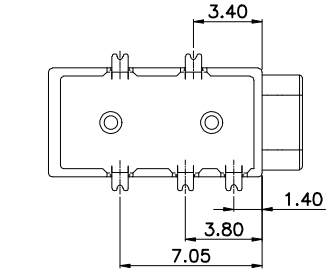
3D VIEW



- NOTES
1. CONTACT CURRENT RATING: 1A.
 2. CONTACT RESISTANCE: 100 mΩ MAX.;
 3. INSULATION RESISTANCE: 100MΩ MIN.;
 4. DIELECTRIC WITHSTANDING: 500V AC MIN.;
 5. DURABILITY: 5,000 CYCLES MIN.;
 6. CONNECTOR MATING FORCES: 30N MAX.;
 7. CONNECTOR UNMATING FORCES: 3N MIN.;
 8. TERPROOF LEVEL: IPX7;



RECOMMENDED P.C.B LAYOUT
TOP VIEW (TOLRANCE:±0.05)



面板开孔参考尺寸

NO.	DESCRIPTION	MATERIAL	REMARKS	QTY
1	HOUSING	HIGH TEMPERATURE	COLOR BLACK	1
2	COVER	HIGH TEMPERATURE	COLOR BLACK	1
3	TERMINAL	PHOSPHOR BRONZE	NICKEL UNDERPLATING OVERALL, GOLD FLASH PLATING ON THE SOLDER & CONTACT AREA	5
4	GLUE	EPOXY	COLOR BLACK	1

NO.	DESCRIPTION	MATERIAL	REMARKS	QTY
1	HOUSING	HIGH TEMPERATURE	COLOR BLACK	1
2	COVER	HIGH TEMPERATURE	COLOR BLACK	1
3	TERMINAL	PHOSPHOR BRONZE	NICKEL UNDERPLATING OVERALL, GOLD FLASH PLATING ON THE SOLDER & CONTACT AREA	5
4	GLUE	EPOXY	COLOR BLACK	1

LZG INDUSTRIAL CO. LTD

WATERPROOF Ø25 PHONE JACK

ZB20003-05SBAR-A

TOLERANCE UNLESS OTHERWISE SPECIFIED: 0.000±0.10

0.0±0.25
0.00±0.20

0.0±0.25
0.0±0.10

0.00±0.50

UNIT: mm

DRAWING: 林生财

CHECK: 李宏鑫

APPROVAL: 柳建宝

DRAWING NO. ZB20003-05SBAR-A

DATE: 2020.02.18

DATE: 2020.02.18

DATE: 2020.02.18

DWG. NO.

SCALE: 1:1

MATERIAL

SHEET 1/1